



# Winton Motor Raceway

## Round 2 : March 12 - 14



ASBK.COM.AU f t i y

Date: 13/03/21  
 Event: Q09  
 Weather: Cloudy - Temp: 32.0C  
 Track: Dry - Temp: 35.0C


### Qualifying 2


Started at: 15:04:15  
 Laps: 15 Min  
 Starters: 19  
 Printed at: 15:34


### PROVISIONAL CLASSIFICATION

Pos	No	Name	Machine	Fastest Lap	On Lap	Behind Leader	Behind Prev
1	29	Hayden NELSON (NSW) / bLU cRU Yamaha / FIM Oceania / Motul / MA / Pirelli / Ricondi / AGV	Yamaha YZF-R15	1:42.876	9 of 9		
2	26	Cameron SWAIN (QLD) / bLU cRU Yamaha / FIM Oceania / Motul / MA / Pirelli / Ricondi / AGV	Yamaha YZF-R15	1:43.064	9 of 9	.188	.188
3	65	Nate O'NEILL (QLD) / bLU cRU Yamaha / FIM Oceania / Motul / MA / Pirelli / Ricondi / AGV	Yamaha YZF-R15	1:44.148	4 of 4	1.272	1.084
4	27	Toby JAMES (VIC) / bLU cRU Yamaha / FIM Oceania / Motul / MA / Pirelli / Ricondi / AGV	Yamaha YZF-R15	1:45.250	9 of 9	2.374	1.102
5	42	Riley NAUTA (QLD) / bLU cRU Yamaha / FIM Oceania / Motul / MA / Pirelli / Ricondi / AGV	Yamaha YZF-R15	1:45.678	7 of 9	2.802	.428
6	72	Levi RUSSO (NSW) / bLU cRU Yamaha / FIM Oceania / Motul / MA / Pirelli / Ricondi / AGV	Yamaha YZF-R15	1:45.788	8 of 8	2.912	.110
7	35	Varis FLEMING (VIC) / bLU cRU Yamaha / FIM Oceania / Motul / MA / Pirelli / Ricondi / AGV	Yamaha YZF-R15	1:46.224	3 of 3	3.348	.436
8	14	Harrison WATTS (QLD) / bLU cRU Yamaha / FIM Oceania / Motul / MA / Pirelli / Ricondi / AGV	Yamaha YZF-R15	1:46.832	9 of 9	3.956	.608
9	68	Ryan LARKIN (VIC) / bLU cRU Yamaha / FIM Oceania / Motul / MA / Pirelli / Ricondi / AGV	Yamaha YZF-R15	1:46.898	8 of 9	4.022	.066
10	41	Hudson THOMPSON (NSW) / bLU cRU Yamaha / FIM Oceania / Motul / MA / Pirelli / Ricondi / AGV	Yamaha YZF-R15	1:47.007	8 of 8	4.131	.109
11	66	Lachlan MOODY (QLD) / bLU cRU Yamaha / FIM Oceania / Motul / MA / Pirelli / Ricondi / AGV	Yamaha YZF-R15	1:47.767	7 of 9	4.891	.760
12	13	Marcus HAMOD (NSW) / bLU cRU Yamaha / FIM Oceania / Motul / MA / Pirelli / Ricondi / AGV	Yamaha YZF-R15	1:48.934	8 of 8	6.058	1.167
13	12	Nikolas LAKUSIC (QLD) / bLU cRU Yamaha / FIM Oceania / Motul / MA / Pirelli / Ricondi / AGV	Yamaha YZF-R15	1:49.612	8 of 8	6.736	.678
14	46	William HUNT (NSW) / bLU cRU Yamaha / FIM Oceania / Motul / MA / Pirelli / Ricondi / AGV	Yamaha YZF-R15	1:49.656	8 of 8	6.780	.044
15	33	Jack FAVELLE (NSW) / bLU cRU Yamaha / FIM Oceania / Motul / MA / Pirelli / Ricondi / AGV	Yamaha YZF-R15	1:50.015	7 of 8	7.139	.359
16	48	Valentino KNEZOVIC (NSW) / bLU cRU Yamaha / FIM Oceania / Motul / MA / Pirelli / Ricondi / AGV	Yamaha YZF-R15	1:50.262	7 of 8	7.386	.247
17	93	Tate McCLURE (VIC) / bLU cRU Yamaha / FIM Oceania / Motul / MA / Pirelli / Ricondi / AGV	Yamaha YZF-R15	1:53.714	8 of 8	10.838	3.452
18	40	Oliver SKINNER (TAS) / bLU cRU Yamaha / FIM Oceania / Motul / MA / Pirelli / Ricondi / AGV	Yamaha YZF-R15	1:57.962	7 of 8	15.086	4.248
19	18	Elijah ANDREW (NSW) / bLU cRU Yamaha / FIM Oceania / Motul / MA / Pirelli / Ricondi / AGV	Yamaha YZF-R15	2:01.391	5 of 8	18.515	3.429

The results are provisional until the end of the time limit for protests and appeals.

  
 Chief Timekeeper - Scott Lang

  
 Race Director - Tom Williams

  
 Clerk of Course - Paul Hinds



www.computime.com.au  
 COMPUTIME RACE TIMING SYSTEMS PTY LTD





# Winton Motor Raceway

## Round 2 : March 12 - 14



ASBK.COM.AU f t i y

Date: 13/03/21  
 Event: Q09  
 Weather: Cloudy - Temp: 32.0C  
 Track: Dry - Temp: 35.0C

### Qualifying 2

Started at: 15:04:15  
 Laps: 15 Min  
 Starters: 19  
 Printed at: 15:34

### PROVISIONAL LAP TIMES

No	Name	Lap 1	Lap 2	Lap 3	Lap 4	Lap 5	Lap 6	Lap 7	Lap 8	Lap 9
12	Nikolas LAKUSIC (QLD)	1:56.954	1:51.791	1:52.420	1:52.746	1:51.220	1:49.806	1:50.913	<b>1:49.612</b>	
13	Marcus HAMOD (NSW)	1:56.524	1:51.326	1:52.736	1:49.148	1:50.216	1:49.431	1:51.848	<b>1:48.934</b>	
14	Harrison WATTS (QLD)	1:54.141	1:49.006	1:47.816	1:47.136	1:51.561	1:47.664	1:47.751	1:47.539	<b>1:46.832</b>
18	Elijah ANDREW (NSW)	2:15.231	2:01.992	2:02.124	2:02.451	<b>2:01.391</b>	2:15.369	2:02.790	2:13.000	
26	Cameron SWAIN (QLD)	1:49.373	1:45.086	1:44.158	2:10.580	1:50.393	1:43.714	1:43.289	1:43.363	<b>1:43.064</b>
27	Toby JAMES (VIC)	1:53.002	1:46.893	1:46.756	1:46.613	1:47.008	1:45.661	1:46.644	1:45.458	<b>1:45.250</b>
29	Hayden NELSON (NSW)	1:55.433	1:48.040	1:44.903	1:44.149	1:44.080	1:45.530	1:43.044	1:49.734	<b>1:42.876</b>
33	Jack FAVELLE (NSW)	1:59.980	1:51.757	1:52.098	1:51.055	1:51.514	1:50.164	<b>1:50.015</b>	1:50.565	
35	Varis FLEMING (VIC)	1:51.197	1:47.145	<b>1:46.224</b>						
40	Oliver SKINNER (TAS)	2:05.812	1:58.211	1:58.235	2:00.218	1:59.626	1:58.792	<b>1:57.962</b>	1:58.675	
41	Hudson THOMPSON (NSW)	3:19.452	1:52.103	1:47.246	1:48.073	1:47.031	1:47.191	1:47.265	<b>1:47.007</b>	
42	Riley NAUTA (QLD)	1:54.111	1:47.636	1:48.343	1:53.140	1:47.920	1:46.845	<b>1:45.678</b>	1:46.758	1:46.352
46	William HUNT (NSW)	1:57.635	1:52.660	1:52.666	1:53.453	1:53.937	1:49.887	1:51.702	<b>1:49.656</b>	
48	Valentino KNEZOVIC (NSW)	1:58.287	1:52.344	1:51.784	1:51.325	1:51.196	1:50.954	<b>1:50.262</b>	1:50.765	
65	Nate O'NEILL (QLD)	1:53.099	1:47.425	1:44.817	<b>1:44.148</b>					
66	Lachlan MOODY (QLD)	1:57.763	1:50.200	1:49.357	1:49.794	1:50.443	1:48.255	<b>1:47.767</b>	1:48.150	2:07.208
68	Ryan LARKIN (VIC)	1:55.664	1:49.246	1:48.174	1:50.265	1:48.741	1:49.371	1:47.737	<b>1:46.898</b>	1:46.933
72	Levi RUSSO (NSW)	1:54.359	1:46.162	1:47.137	1:46.537	2:22.693	2:43.793	1:46.687	<b>1:45.788</b>	
93	Tate McCLURE (VIC)	1:59.115	1:55.032	1:55.492	2:02.047	1:58.001	1:56.468	1:56.171	<b>1:53.714</b>	

The results are provisional until the end of the time limit for protests and appeals.

*Scott Lang*  
 Chief Timekeeper - Scott Lang

*Tom Williams*  
 Race Director - Tom Williams

*Paul Hinds*  
 Clerk of Course - Paul Hinds



[www.computime.com.au](http://www.computime.com.au)  
 COMPUTIME RACE TIMING SYSTEMS PTY LTD





# Winton Motor Raceway

## Round 2 : March 12 - 14



ASBK.COM.AU f t i y

Date: 13/03/21  
 Event: Q09  
 Weather: Cloudy - Temp: 32.0C  
 Track: Dry - Temp: 35.0C

### Qualifying 2

Started at: 15:04:15  
 Laps: 15 Min  
 Starters: 19  
 Printed at: 15:34

### PROVISIONAL SPLIT TIMES

Lap	Split 1	Split 2	Split 3	Split 4	Lap Time	Lap	Split 1	Split 2	Split 3	Split 4	Lap Time
<b>12 Nikolas LAKUSIC (QLD) (13th)</b>						7	18.213	21.128	42.157	41.292	2:02.790
1	21.828	18.584	37.719	38.823	1:56.954 P	8	18.216	20.883	41.670	52.231	2:13.000
2	17.221	18.609	37.833	38.128	1:51.791	<b>26 Cameron SWAIN (QLD) (2nd)</b>					
3	16.814	18.248	38.016	39.342	1:52.420	1	19.696	17.174	35.457	37.046	1:49.373 P
4	17.090	19.140	38.230	38.286	1:52.746	2	<b>15.224</b>	16.801	35.779	37.282	1:45.086
5	16.860	18.158	37.995	38.207	1:51.220	3	15.461	16.835	35.199	36.663	1:44.158
6	16.503	18.005	37.346	<b>37.952</b>	1:49.806	4	15.578	17.131	34.867	1:03.004	2:10.580
7	16.756	18.223	37.837	38.097	1:50.913	5	20.272	17.393	35.833	36.895	1:50.393 P
8	<b>16.192</b>	<b>17.860</b>	<b>37.299</b>	38.261	<b>1:49.612</b>	6	15.444	16.834	34.958	36.478	1:43.714
<b>13 Marcus HAMOD (NSW) (12th)</b>						7	15.310	16.807	34.868	36.304	1:43.289
1	20.799	18.777	37.656	39.292	1:56.524 P	8	15.289	<b>16.749</b>	34.979	36.346	1:43.363
2	16.322	19.024	37.807	<b>38.173</b>	1:51.326	9	15.440	16.809	<b>34.793</b>	<b>36.022</b>	<b>1:43.064</b>
3	16.808	18.237	37.940	39.751	1:52.736	<b>27 Toby JAMES (VIC) (4th)</b>					
4	16.177	18.335	36.459	38.177	1:49.148	1	21.038	18.152	36.268	37.544	1:53.002 P
5	16.624	<b>17.956</b>	36.786	38.850	1:50.216	2	16.060	17.701	35.905	37.227	1:46.893
6	<b>15.769</b>	18.051	37.119	38.492	1:49.431	3	15.956	17.554	35.895	37.351	1:46.756
7	17.066	18.588	37.317	38.877	1:51.848	4	16.005	17.651	35.731	37.226	1:46.613
8	16.457	18.014	<b>36.251</b>	38.212	<b>1:48.934</b>	5	16.169	17.705	36.165	36.969	1:47.008
<b>14 Harrison WATTS (QLD) (8th)</b>						6	15.781	17.397	<b>35.345</b>	37.138	1:45.661
1	20.492	18.295	37.458	37.896	1:54.141 P	7	<b>15.582</b>	<b>17.294</b>	35.623	38.145	1:46.644
2	16.334	18.205	36.574	37.893	1:49.006	8	15.814	17.384	35.551	36.709	1:45.458
3	<b>15.803</b>	<b>17.560</b>	36.203	38.250	1:47.816	9	15.787	17.459	35.380	<b>36.624</b>	<b>1:45.250</b>
4	15.933	17.834	<b>35.910</b>	37.459	1:47.136	<b>29 Hayden NELSON (NSW) (1st)</b>					
5	16.361	17.815	36.699	40.686	1:51.561	1	21.989	18.278	37.158	38.008	1:55.433 P
6	16.158	17.961	36.078	37.467	1:47.664	2	16.128	18.095	36.498	37.319	1:48.040
7	15.946	17.910	36.270	37.625	1:47.751	3	15.794	17.360	35.353	36.396	1:44.903
8	16.126	17.783	36.302	37.328	1:47.539	4	15.723	17.035	35.028	36.363	1:44.149
9	16.156	17.954	35.952	<b>36.770</b>	<b>1:46.832</b>	5	15.575	17.272	35.067	36.166	1:44.080
<b>18 Elijah ANDREW (NSW) (19th)</b>						6	15.579	17.141	35.194	37.616	1:45.530
1	25.779	22.241	45.288	41.923	2:15.231 P	7	15.402	16.924	34.781	<b>35.937</b>	1:43.044
2	18.794	20.860	41.674	40.664	2:01.992	8	15.628	17.803	39.025	37.278	1:49.734
3	18.490	<b>20.729</b>	41.593	41.312	2:02.124	9	<b>15.225</b>	<b>16.879</b>	<b>34.555</b>	36.217	<b>1:42.876</b>
4	18.559	21.607	<b>41.485</b>	40.800	2:02.451	<b>33 Jack FAVELLE (NSW) (15th)</b>					
5	18.534	20.930	41.596	<b>40.331</b>	<b>2:01.391</b>	1	21.828	19.401	38.607	40.144	1:59.980 P
6	<b>18.103</b>	21.182	41.930	54.154	2:15.369						

*Scott Laing*  
 Chief Timekeeper - Scott Laing

*Tom Williams*  
 Race Director - Tom Williams

*Paul Hinds*  
 Clerk of Course - Paul Hinds







# Winton Motor Raceway

## Round 2 : March 12 - 14



ASBK.COM.AU f t i y

### OCEANIA JUNIOR CUP

#### Qualifying 2

Date: 13/03/21  
 Event: Q09  
 Weather: Cloudy - Temp: 32.0C  
 Track: Dry - Temp: 35.0C

Started at: 15:04:15  
 Laps: 15 Min  
 Starters: 19  
 Printed at: 15:34

#### PROVISIONAL SPLIT TIMES

Lap	Split 1	Split 2	Split 3	Split 4	Lap Time	Lap	Split 1	Split 2	Split 3	Split 4	Lap Time
2	16.293	19.246	37.741	38.477	1:51.757	5	15.708	17.910	36.201	38.101	1:47.920
3	16.291	18.603	38.256	38.948	1:52.098	6	15.793	17.857	35.694	37.501	1:46.845
4	16.239	18.771	37.017	39.028	1:51.055	7	<b>15.540</b>	<b>17.537</b>	<b>35.244</b>	37.357	<b>1:45.678</b>
5	16.548	18.485	37.665	38.816	1:51.514	8	16.402	17.629	35.590	37.137	1:46.758
6	<b>16.155</b>	18.509	37.141	38.359	1:50.164	9	16.085	17.596	35.972	<b>36.699</b>	1:46.352
7	16.477	18.371	37.095	<b>38.072</b>	<b>1:50.015</b>	<b>46 William HUNT (NSW) (14th)</b>					
8	16.175	<b>18.268</b>	<b>36.752</b>	39.370	1:50.565	1	21.877	19.085	38.157	38.516	1:57.635 P
<b>35 Varis FLEMING (VIC) (7th)</b>						2	16.682	18.905	38.090	38.983	1:52.660
1	21.064	17.566	<b>35.953</b>	<b>36.614</b>	1:51.197 P	3	16.711	18.650	38.102	39.203	1:52.666
2	16.134	17.817	36.011	37.183	1:47.145	4	16.829	19.371	38.157	39.096	1:53.453
3	<b>15.928</b>	<b>17.265</b>	36.134	36.897	<b>1:46.224</b>	5	16.977	19.256	38.485	39.219	1:53.937
<b>40 Oliver SKINNER (TAS) (18th)</b>						6	<b>16.171</b>	<b>17.980</b>	37.194	38.542	1:49.887
1	22.151	20.309	41.552	41.800	2:05.812 P	7	16.686	18.427	37.747	38.842	1:51.702
2	17.115	<b>19.473</b>	40.539	41.084	1:58.211	8	16.955	18.045	<b>36.529</b>	<b>38.127</b>	<b>1:49.656</b>
3	17.210	19.568	<b>40.089</b>	41.368	1:58.235	<b>48 Valentino KNEZOVIC (NSW) (16th)</b>					
4	17.179	20.578	40.961	41.500	2:00.218	1	21.016	19.391	39.135	38.745	1:58.287 P
5	17.346	19.950	40.725	41.605	1:59.626	2	16.715	18.521	38.297	38.811	1:52.344
6	17.591	19.838	40.326	<b>41.037</b>	1:58.792	3	16.174	18.510	38.310	38.790	1:51.784
7	<b>17.065</b>	19.553	40.257	41.087	<b>1:57.962</b>	4	16.390	18.226	37.894	38.815	1:51.325
8	17.217	19.541	40.729	41.188	1:58.675	5	16.440	18.526	38.172	<b>38.058</b>	1:51.196
<b>41 Hudson THOMPSON (NSW) (10th)</b>						6	16.336	18.361	38.154	38.103	1:50.954
1	21.786	19.300	40.257	1:58.109	3:19.452 P	7	<b>16.151</b>	<b>18.074</b>	37.822	38.215	<b>1:50.262</b>
2	19.428	18.223	36.710	37.742	1:52.103 P	8	16.172	18.162	<b>37.796</b>	38.635	1:50.765
3	<b>15.876</b>	17.635	36.345	37.390	1:47.246	<b>65 Nate O'NEILL (QLD) (3rd)</b>					
4	16.179	18.288	36.242	37.364	1:48.073	1	20.401	18.658	37.438	36.602	1:53.099 P
5	16.149	17.769	36.067	<b>37.046</b>	1:47.031	2	15.828	17.553	36.243	37.801	1:47.425
6	15.967	17.784	<b>36.066</b>	37.374	1:47.191	3	15.375	17.354	<b>35.255</b>	36.833	1:44.817
7	16.095	<b>17.621</b>	36.077	37.472	1:47.265	4	<b>15.222</b>	<b>17.047</b>	35.402	<b>36.477</b>	<b>1:44.148</b>
8	16.067	17.673	36.070	37.197	<b>1:47.007</b>	<b>66 Lachlan MOODY (QLD) (11th)</b>					
<b>42 Riley NAUTA (QLD) (5th)</b>						1	20.564	19.550	39.016	38.633	1:57.763 P
1	20.521	19.007	37.451	37.132	1:54.111 P	2	16.670	18.503	36.764	38.263	1:50.200
2	15.713	17.638	36.270	38.015	1:47.636	3	16.277	17.981	36.711	38.388	1:49.357
3	16.487	17.753	36.287	37.816	1:48.343	4	16.424	18.145	36.954	38.271	1:49.794
4	16.456	20.199	39.138	37.347	1:53.140	5	16.506	18.324	37.034	38.579	1:50.443

*Scott Laing*  
 Chief Timekeeper - Scott Laing

*Tom Williams*  
 Race Director - Tom Williams

*Paul Hinds*  
 Clerk of Course - Paul Hinds





# Winton Motor Raceway

## Round 2 : March 12 - 14



### OCEANIA JUNIOR CUP

#### Qualifying 2



ASBK.COM.AU f t i y

Date: 13/03/21  
 Event: Q09  
 Weather: Cloudy - Temp: 32.0C  
 Track: Dry - Temp: 35.0C

Started at: 15:04:15  
 Laps: 15 Min  
 Starters: 19  
 Printed at: 15:34

### PROVISIONAL SPLIT TIMES

Lap	Split 1	Split 2	Split 3	Split 4	Lap Time	Lap	Split 1	Split 2	Split 3	Split 4	Lap Time	
6	<b>16.042</b>	18.106	36.500	<b>37.607</b>	1:48.255	3	15.849	17.626	36.336	37.326	1:47.137	
7	16.094	<b>17.704</b>	<b>36.175</b>	37.794	<b>1:47.767</b>	4	<b>15.659</b>	18.019	35.935	36.924	1:46.537	
8	16.219	18.034	36.265	37.632	1:48.150	5	16.008	17.872	36.514	1:12.299	2:22.693	
9	16.260	18.251	39.215	53.482	2:07.208	6	31.679	28.321	57.180	46.613	2:43.793 P	
						7	15.788	17.671	36.096	37.132	1:46.687	
<b>68 Ryan LARKIN (VIC) (9th)</b>						8	15.795	17.587	<b>35.622</b>	<b>36.784</b>	<b>1:45.788</b>	
1	21.496	18.366	37.233	38.569	1:55.664 P							
2	16.189	18.330	36.740	37.987	1:49.246	<b>93 Tate McCLURE (VIC) (17th)</b>	1	21.099	19.629	39.016	<b>39.371</b>	1:59.115 P
3	16.265	17.513	36.805	37.591	1:48.174	2	17.032	19.103	39.023	39.874	1:55.032	
4	<b>15.519</b>	19.507	37.314	37.925	1:50.265	3	17.218	19.309	39.288	39.677	1:55.492	
5	16.222	17.963	37.070	37.486	1:48.741	4	16.796	<b>18.740</b>	38.539	47.972	2:02.047	
6	16.045	18.305	37.434	37.587	1:49.371	5	17.741	19.876	39.704	40.680	1:58.001	
7	15.990	17.676	36.713	37.358	1:47.737	6	17.298	19.269	39.484	40.417	1:56.468	
8	15.885	<b>17.503</b>	36.467	37.043	<b>1:46.898</b>	7	17.220	19.299	39.002	40.650	1:56.171	
9	15.918	17.665	<b>36.424</b>	<b>36.926</b>	1:46.933	8	<b>16.588</b>	18.923	<b>38.376</b>	39.827	<b>1:53.714</b>	
<b>72 Levi RUSSO (NSW) (6th)</b>												
1	20.022	18.580	38.195	37.562	1:54.359 P							
2	15.873	<b>17.471</b>	35.982	36.836	1:46.162							

The results are provisional until the end of the time limit for protests and appeals.

*Scott Laing*  
 Chief Timekeeper - Scott Laing

*Tom Williams*  
 Race Director - Tom Williams

*Paul Hinds*  
 Clerk of Course - Paul Hinds



www.computime.com.au  
 COMPUTIME RACE TIMING SYSTEMS PTY LTD





# Winton Motor Raceway

## Round 2 : March 12 - 14



ASBK.COM.AU f t i y

Date: 13/03/21  
 Event: Q09  
 Weather: Cloudy - Temp: 32.0C  
 Track: Dry - Temp: 35.0C

### Qualifying 2

Started at: 15:04:15  
 Laps: 15 Min  
 Starters: 19  
 Printed at: 15:34

### PROVISIONAL FASTEST LAPS SEQUENCE

Race Time	No	Name	Machine	Fastest Lap	On Lap
1:54.597	27	Toby JAMES (VIC)	Yamaha YZF-R15	1:53.002	1
2:02.856	26	Cameron SWAIN (QLD)	Yamaha YZF-R15	1:49.373	1
3:41.490	27	Toby JAMES (VIC)	Yamaha YZF-R15	1:46.893	2
3:47.942	26	Cameron SWAIN (QLD)	Yamaha YZF-R15	1:45.086	2
5:32.073	29	Hayden NELSON (NSW)	Yamaha YZF-R15	1:44.903	3
5:32.100	26	Cameron SWAIN (QLD)	Yamaha YZF-R15	1:44.158	3
7:16.222	29	Hayden NELSON (NSW)	Yamaha YZF-R15	1:44.149	4
7:17.149	65	Nate O'NEILL (QLD)	Yamaha YZF-R15	1:44.148	4
9:00.302	29	Hayden NELSON (NSW)	Yamaha YZF-R15	1:44.080	5
11:16.787	26	Cameron SWAIN (QLD)	Yamaha YZF-R15	1:43.714	6
12:28.876	29	Hayden NELSON (NSW)	Yamaha YZF-R15	1:43.044	7
16:01.486	29	Hayden NELSON (NSW)	Yamaha YZF-R15	1:42.876	9

The results are provisional until the end of the time limit for protests and appeals.

*Scott Laing*  
 Chief Timekeeper - Scott Laing

*Tom Williams*  
 Race Director - Tom Williams

*Paul Hinds*  
 Clerk of Course - Paul Hinds



[www.computime.com.au](http://www.computime.com.au)  
 COMPUTIME RACE TIMING SYSTEMS PTY LTD





# Winton Motor Raceway

## Round 2 : March 12 - 14



### OCEANIA JUNIOR CUP

#### Qualifying 2



ASBK.COM.AU f t i y

Date: 13/03/21  
 Event: Q09  
 Weather: Cloudy - Temp: 32.0C  
 Track: Dry - Temp: 35.0C

Started at: 15:04:15  
 Laps: 15 Min  
 Starters: 19  
 Printed at: 15:34

### PROVISIONAL BEST PARTIAL TIMES

Pos	Split 1		Split 2		Split 3		Split 4		LAP		Ideal	Fastest
	Name	Time	Name	Time	Name	Time	Name	Time	Name			
1	W. HUNT	11.692	R. LARKIN	13.970	W. HUNT	30.188	R. LARKIN	27.682	R. LARKIN	1:23.589	1:23.664	
2	R. LARKIN	11.713	W. HUNT	14.171	R. LARKIN	30.224	W. HUNT	28.014	W. HUNT	1:24.065	1:24.436	
3	L. RUSSO	12.988	L. RUSSO	15.213	L. RUSSO	32.106	L. RUSSO	31.516	L. RUSSO	1:31.823	1:31.973	
4	V. FLEMING	13.460	V. FLEMING	15.703	V. FLEMING	33.276	V. FLEMING	32.390	V. FLEMING	1:34.829	1:35.153	
5	N. O'NEILL	15.222	N. O'NEILL	16.744	H. NELSON	34.555	H. NELSON	35.937	H. NELSON	1:42.596	1:42.876	
6	C. SWAIN	15.224	C. SWAIN	16.749	C. SWAIN	34.793	C. SWAIN	36.022	C. SWAIN	1:42.788	1:43.064	
7	C. SWAIN	15.224	C. SWAIN	16.801	C. SWAIN	34.867	N. O'NEILL	36.477	C. SWAIN	1:43.555	1:44.158	
8	H. NELSON	15.225	H. NELSON	16.879	R. NAUTA	35.244	V. FLEMING	36.614	N. O'NEILL	1:43.698	1:44.148	
9	R. LARKIN	15.519	V. FLEMING	17.265	N. O'NEILL	35.255	T. JAMES	36.624	T. JAMES	1:44.845	1:45.250	
10	R. NAUTA	15.540	T. JAMES	17.294	T. JAMES	35.345	C. SWAIN	36.663	R. NAUTA	1:45.020	1:45.678	
11	T. JAMES	15.582	L. RUSSO	17.471	L. RUSSO	35.622	R. NAUTA	36.699	V. FLEMING	1:45.428	1:46.224	
12	V. FLEMING	15.596	R. LARKIN	17.503	H. WATTS	35.910	H. WATTS	36.770	L. RUSSO	1:45.536	1:45.788	
13	L. RUSSO	15.659	R. NAUTA	17.537	V. FLEMING	35.953	L. RUSSO	36.784	H. WATTS	1:46.043	1:46.832	
14	R. NAUTA	15.708	H. WATTS	17.560	H. THOMPSON	36.066	R. LARKIN	36.926	R. LARKIN	1:46.372	1:46.898	
15	M. HAMOD	15.769	H. THOMPSON	17.621	L. MOODY	36.175	H. THOMPSON	37.046	H. THOMPSON	1:46.609	1:47.007	
16	H. WATTS	15.803	R. NAUTA	17.638	R. NAUTA	36.201	R. NAUTA	37.132	R. NAUTA	1:46.679	1:47.636	
17	H. THOMPSON	15.876	L. MOODY	17.704	M. HAMOD	36.251	L. MOODY	37.607	L. MOODY	1:47.528	1:47.767	
18	L. MOODY	16.042	N. LAKUSIC	17.860	R. LARKIN	36.424	N. LAKUSIC	37.952	M. HAMOD	1:48.149	1:48.934	
19	V. KNEZOVIC	16.151	M. HAMOD	17.956	W. HUNT	36.529	N. LAKUSIC	37.952	W. HUNT	1:48.807	1:49.656	
20	J. FAVELLE	16.155	W. HUNT	17.980	J. FAVELLE	36.752	N. LAKUSIC	37.952	J. FAVELLE	1:49.247	1:50.015	
21	W. HUNT	16.171	N. LAKUSIC	18.005	N. LAKUSIC	37.299	V. KNEZOVIC	38.058	N. LAKUSIC	1:49.303	1:49.612	
22	N. LAKUSIC	16.192	N. LAKUSIC	18.005	N. LAKUSIC	37.346	J. FAVELLE	38.072	N. LAKUSIC	1:49.806	1:49.806	
23	N. LAKUSIC	16.503	V. KNEZOVIC	18.074	N. LAKUSIC	37.346	W. HUNT	38.127	N. LAKUSIC	1:49.806	1:49.806	
24	N. LAKUSIC	16.503	J. FAVELLE	18.268	V. KNEZOVIC	37.796	M. HAMOD	38.173	V. KNEZOVIC	1:50.079	1:50.262	
25	T. McCLURE	16.588	T. McCLURE	18.740	T. McCLURE	38.376	T. McCLURE	39.371	T. McCLURE	1:53.075	1:53.714	
26	O. SKINNER	17.065	O. SKINNER	19.473	O. SKINNER	40.089	E. ANDREW	40.331	O. SKINNER	1:57.664	1:57.962	
27	E. ANDREW	18.103	E. ANDREW	20.729	E. ANDREW	41.485	O. SKINNER	41.037	E. ANDREW	2:00.648	2:01.391	

The results are provisional until the end of the time limit for protests and appeals.

*Scott Laing*  
 Chief Timekeeper - Scott Laing

*Tom Williams*  
 Race Director - Tom Williams

*Paul Hinds*  
 Clerk of Course - Paul Hinds



www.computime.com.au  
 COMPUTIME RACE TIMING SYSTEMS PTY LTD







# Winton Motor Raceway

## Round 2 : March 12 - 14



### OCEANIA JUNIOR CUP Overall Qualifying



ASBK.COM.AU f t i y

## PROVISIONAL MERGED CLASSIFICATION


Date: 13/03/21


Printed at: 15:34


Pos	No	Name	Machine	Event Q05	Event Q09	Fastest Lap
1	29	Hayden NELSON (NSW) / bLU cRU Yamaha / FIM Oceania / Motul / MA / Pirelli / Ricondi / AGV	Yamaha YZF-R15	1:43.244	1:42.876	1:42.876
2	26	Cameron SWAIN (QLD) / bLU cRU Yamaha / FIM Oceania / Motul / MA / Pirelli / Ricondi / AGV	Yamaha YZF-R15	1:43.640	1:43.064	1:43.064
3	65	Nate O'NEILL (QLD) / bLU cRU Yamaha / FIM Oceania / Motul / MA / Pirelli / Ricondi / AGV	Yamaha YZF-R15	1:44.548	1:44.148	1:44.148
4	27	Toby JAMES (VIC) / bLU cRU Yamaha / FIM Oceania / Motul / MA / Pirelli / Ricondi / AGV	Yamaha YZF-R15	1:45.789	1:45.250	1:45.250
5	35	Varis FLEMING (VIC) / bLU cRU Yamaha / FIM Oceania / Motul / MA / Pirelli / Ricondi / AGV	Yamaha YZF-R15	1:45.619	1:46.224	1:45.619
6	42	Riley NAUTA (QLD) / bLU cRU Yamaha / FIM Oceania / Motul / MA / Pirelli / Ricondi / AGV	Yamaha YZF-R15	1:45.854	1:45.678	1:45.678
7	72	Levi RUSSO (NSW) / bLU cRU Yamaha / FIM Oceania / Motul / MA / Pirelli / Ricondi / AGV	Yamaha YZF-R15	1:45.872	1:45.788	1:45.788
8	14	Harrison WATTS (QLD) / bLU cRU Yamaha / FIM Oceania / Motul / MA / Pirelli / Ricondi / AGV	Yamaha YZF-R15	1:48.105	1:46.832	1:46.832
9	68	Ryan LARKIN (VIC) / bLU cRU Yamaha / FIM Oceania / Motul / MA / Pirelli / Ricondi / AGV	Yamaha YZF-R15	1:48.059	1:46.898	1:46.898
10	66	Lachlan MOODY (QLD) / bLU cRU Yamaha / FIM Oceania / Motul / MA / Pirelli / Ricondi / AGV	Yamaha YZF-R15	1:46.999	1:47.767	1:46.999
11	41	Hudson THOMPSON (NSW) / bLU cRU Yamaha / FIM Oceania / Motul / MA / Pirelli / Ricondi / AGV	Yamaha YZF-R15	1:47.439	1:47.007	1:47.007
12	13	Marcus HAMOD (NSW) / bLU cRU Yamaha / FIM Oceania / Motul / MA / Pirelli / Ricondi / AGV	Yamaha YZF-R15	1:47.887	1:48.934	1:47.887
13	12	Nikolas LAKUSIC (QLD) / bLU cRU Yamaha / FIM Oceania / Motul / MA / Pirelli / Ricondi / AGV	Yamaha YZF-R15	1:51.488	1:49.612	1:49.612
14	46	William HUNT (NSW) / bLU cRU Yamaha / FIM Oceania / Motul / MA / Pirelli / Ricondi / AGV	Yamaha YZF-R15	1:52.748	1:49.656	1:49.656
15	33	Jack FAVELLE (NSW) / bLU cRU Yamaha / FIM Oceania / Motul / MA / Pirelli / Ricondi / AGV	Yamaha YZF-R15	1:52.296	1:50.015	1:50.015
16	48	Valentino KNEZOVIC (NSW) / bLU cRU Yamaha / FIM Oceania / Motul / MA / Pirelli / Ricondi / AGV	Yamaha YZF-R15	1:50.297	1:50.262	1:50.262
17	93	Tate McCCLURE (VIC) / bLU cRU Yamaha / FIM Oceania / Motul / MA / Pirelli / Ricondi / AGV	Yamaha YZF-R15	1:55.021	1:53.714	1:53.714
						Number of Qualifiers: 17
Non-qualifiers						
18	40	Oliver SKINNER (TAS) / bLU cRU Yamaha / FIM Oceania / Motul / MA / Pirelli / Ricondi / AGV	Yamaha YZF-R15	1:58.067	1:57.962	1:57.962
19	18	Elijah ANDREW (NSW) / bLU cRU Yamaha / FIM Oceania / Motul / MA / Pirelli / Ricondi / AGV	Yamaha YZF-R15	2:03.534	2:01.391	2:01.391

\*\*\* NON-QUALIFIER TO SEEK PERMISSION FROM CLERK OF COURSE TO START \*\*\*

The results are provisional until the end of the time limit for protests and appeals.

  
Chief Timekeeper - Scott Lang

  
Race Director - Tom Williams

  
Clerk of Course - Paul Hinds



[www.computime.com.au](http://www.computime.com.au)  
COMPUTIME RACE TIMING SYSTEMS PTY LTD











# Winton Motor Raceway

## Round 2 : March 12 - 14



ASBK.COM.AU    

Date: 13/03/21  
Event: Q09  
Weather: Cloudy - Temp: 32.0C  
Track: Dry - Temp: 35.0C


### Qualifying 2

Started at: 15:04:15  
Laps: 15 Min  
Starters: 19  
Printed at: 15:34


### PROVISIONAL RACE INFORMATION

Time	Description
15:04:15	Event Start
15:10:56	Rider 35 (Varis FLEMING) CRASHED TURN 4 - RIDER UP
15:14:11	Rider 65 (Nate O'NEILL) CRASHED TURN 11 - RIDER UP
15:17:17	Track temps : Finish - 34.4 / Int - 36.0 / Int 2 - 35.0 / Int 3 - 33.2
15:19:21	Chequered Flag
15:23:45	Event Finish

The results are provisional until the end of the time limit for protests and appeals.



Chief Timekeeper - Scott Lang



Race Director - Tom Williams



Clerk of Course - Paul Hinds



[www.computime.com.au](http://www.computime.com.au)  
COMPUTIME RACE TIMING SYSTEMS PTY LTD





# Winton Motor Raceway

## Round 2 : March 12 - 14



bLU cRU OCEANIA GP JUNIOR CUP  
EVENTS 3, 10, & 14



ASBK.COM.AU f t i y

### PROVISIONAL MERGED GRID SHEET

Date: 13/03/21

Printed at: 15:33



	3 65 N. O'NEILL 1:44.148	2 26 C. SWAIN 1:43.064	1 29 H. NELSON 1:42.876	1
6 42 R. NAUTA 1:45.678	5 35 V. FLEMING 1:45.619	4 27 T. JAMES 1:45.250		2
9 68 R. LARKIN 1:46.898	8 14 H. WATTS 1:46.832	7 72 L. RUSSO 1:45.788		3
12 13 M. HAMOD 1:47.887	11 41 H. THOMPSON 1:47.007	10 66 L. MOODY 1:46.999		4
15 33 J. FAVELLE 1:50.015	14 46 W. HUNT 1:49.656	13 12 N. LAKUSIC 1:49.612		5
	17 93 T. McCLURE 1:53.714	16 48 V. KNEZOVIC 1:50.262		6

*Scott Lang*

Chief Timekeeper - Scott Lang

*Tom Williams*

Race Director - Tom Williams

*Paul Hinds*

Clerk of Course - Paul Hinds



[www.computime.com.au](http://www.computime.com.au)  
COMPUTIME RACE TIMING SYSTEMS PTY LTD





# Winton Motor Raceway

## Round 2 : March 12 - 14



bLU cRU OCEANIA GP JUNIOR CUP  
EVENTS 3, 10, & 14



ASBK.COM.AU f t i y

### PROVISIONAL MERGED GRID SHEET

Date: 13/03/21

Printed at: 15:33

6	48	16 V. KNEZOVIC 1:50.262	93	17 T. McCLURE 1:53.714		
5	12	13 N. LAKUSIC 1:49.612	46	14 W. HUNT 1:49.656	33	15 J. FAVELLE 1:50.015
4	66	10 L. MOODY 1:46.999	41	11 H. THOMPSON 1:47.007	13	12 M. HAMOD 1:47.887
3	72	7 L. RUSSO 1:45.788	14	8 H. WATTS 1:46.832	68	9 R. LARKIN 1:46.898
2	27	4 T. JAMES 1:45.250	35	5 V. FLEMING 1:45.619	42	6 R. NAUTA 1:45.678
1	29	1 H. NELSON 1:42.876	26	2 C. SWAIN 1:43.064	65	3 N. O'NEILL 1:44.148



*Scott Lang*  
Chief Timekeeper - Scott Lang

*Tom Williams*  
Race Director - Tom Williams

*Paul Hinds*  
Clerk of Course - Paul Hinds



[www.computime.com.au](http://www.computime.com.au)  
COMPUTIME RACE TIMING SYSTEMS PTY LTD

